

**PRODUCT FEATURES & BENEFITS**

- » **MAXIMUM CLEARVIEW & EASY OPERATION**  
Low profile acoustic glasswall with ½" premium clarity glass and 1-hand operation
- » **BEST IN CLASS SOUND MANAGEMENT**  
STC range of 33 to 38
- » **TOP SUPPORTED GLASS**  
No floor tracks for cleaner, safer installations
- » **HUF COR TRACK SYSTEMS**  
Proven performance with a variety of storage options
- » **TIGHT INTERLOCKING PANELS**  
Panels align easily and offer superior acoustics. Requires fewer floor pins reducing cost.
- » **LOW-PROFILE ALUMINUM FRAME**  
Optimal combination of features. Light and strong.
- » **ULTRA-THIN PANELS**  
Ease of movement with tighter stacking depths
- » **½" [13] SINGLE CLEAR GLASS TEMPERED OR LAMINATED**  
Attractive, ease of maintenance and cleaning. Laminated options provide additional safety, sound control and allow for translucent and colored glass.
- » **LOW IRON GLASS OPTION**  
Provides optimum transparency and clarity
- » **SWITCHABLE PRIVACY GLASS**  
Switch from opaque to clear at the push of one button
- » **CUSTOM MANUFACTURED**  
Each panel is designed to perfectly fit the opening, maximizing flexibility
- » **NEW FACE AND EDGE PINS**  
Easy to use panel and door security
- » **NEW PASSDOOR & LEVER CLOSURE OPTIONS**  
Additional flexibility for pass doors and configuration
- » **NEW HANDLE OPTIONS**  
Allows for additional customization
- » **NEW FLOOR LOCK OPTIONS**  
Replaceable cylinders, small format interchangeable cores and a prep-for-lock option. Superior flexibility to master key in the field.
- » **1"[25] TOP/BOTTOM CLEARANCE:**  
Flexible installation - accommodates many unlevel floors, beam deflections and mis-measured openings



**PRODUCT OVERVIEW**

**Select for Special Needs:** Use in areas that you wish to divide with a physical but not visual barrier and where medium sound control is a requirement.

**Standard Features:** The perimeter frame is of aluminum with single panel tempered or laminated glass

**How to Obtain:** Hufcor partitions are sold, installed, and serviced by factory-trained local authorized Distributors in the United and by Licensees and Distributors outside the United States.

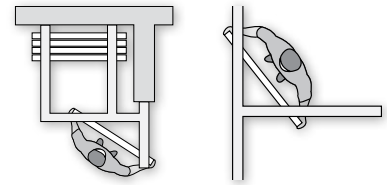
**Delivery:** Panels are custom built for your specific project. Lead times vary due to seasonal fluctuations. Check with your Distributor for the current schedule.

**Warranty:** Operable glass partitions are guaranteed against defects in material and workmanship for two years.

KEY FACTS & SPECIFICATIONS	
Max Opening Height	10'-5" [3.2m]
Max Opening Width	45' [13.7m]
Operation	Manual
Support	Top Supported
STC Rating	33 / 37 / 38
Stacking - Omni Panels	Side Stack
Stacking - Paried Panels	Center Stack
Panel Wt.	6.5 lbs/sqft [31.7kg/m²]

GLASS OPTIONS	DESCRIPTION
Tempered Low Iron	Complete Visual Clarity
Clear Tempered	Tempered
Clear laminated & Acoustical Laminated	Acoustical laminate for super sound management (GF & GU only)
Cool White (Translucent laminated)	80% Light Transmittance
Arctic Snow (Translucent laminated)	65% Light Transmittance
Polar White (Translucent laminated)	7% Light Transmittance
Switchable Privacy Glass	Available for GF & GU single glaze only

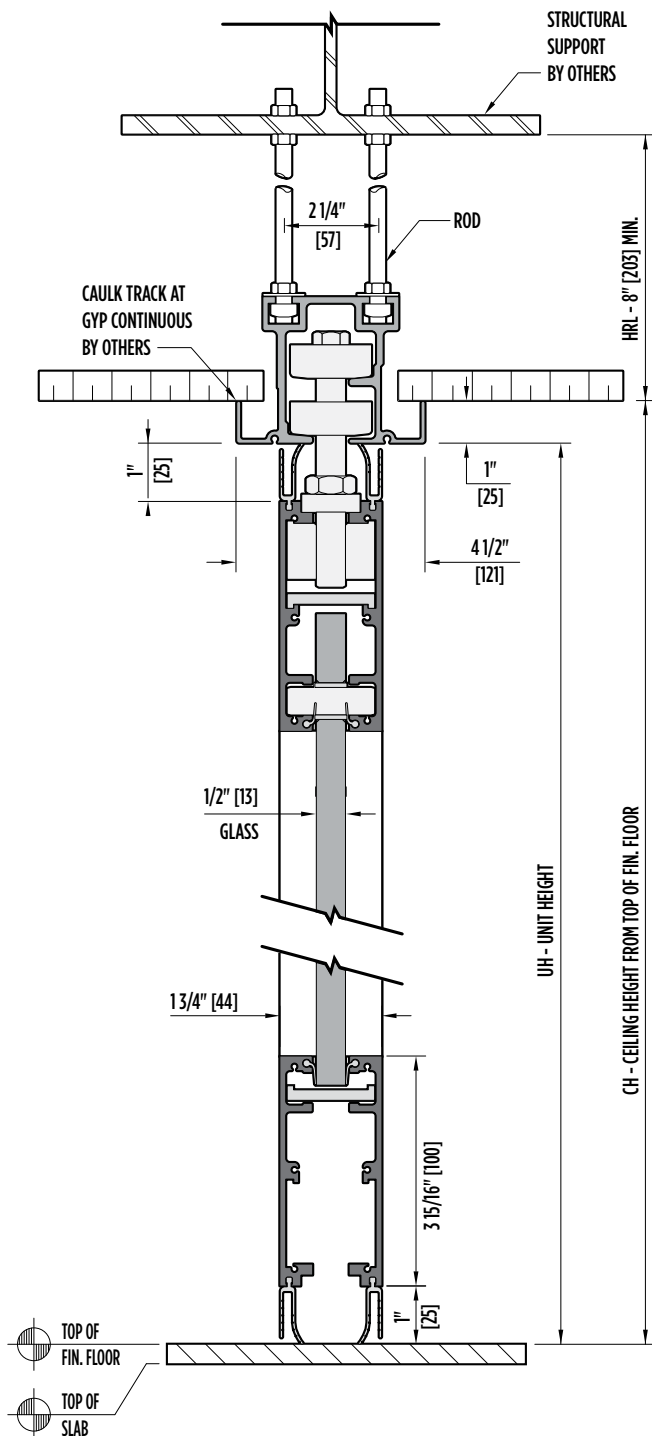
All glass options also available for GL Series except Acoustical Laminated



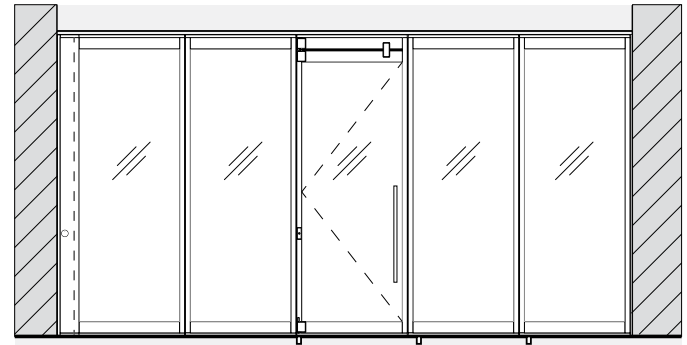
**INDIVIDUAL, OMNI-DIRECTIONAL PANELS:** Individual, manually operated panels offer maximum room flexibility. The track system enables panels to negotiate turns and be used in alternate locations. They may be stacked at either or both ends of the track or in the “pocket.”

## VERTICAL SECTION

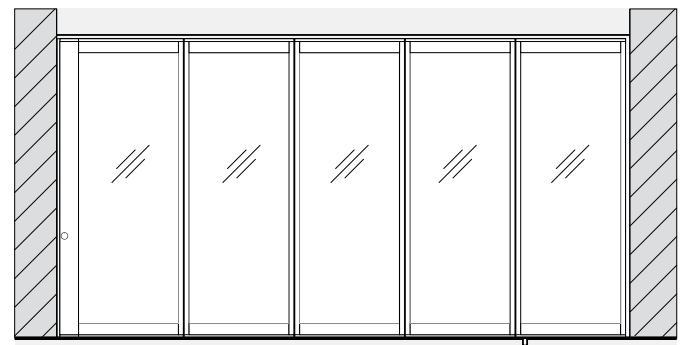
Type 36 aluminum track as shown in head detail is standard for panels weighing up to 1000 lbs. [454 kg]



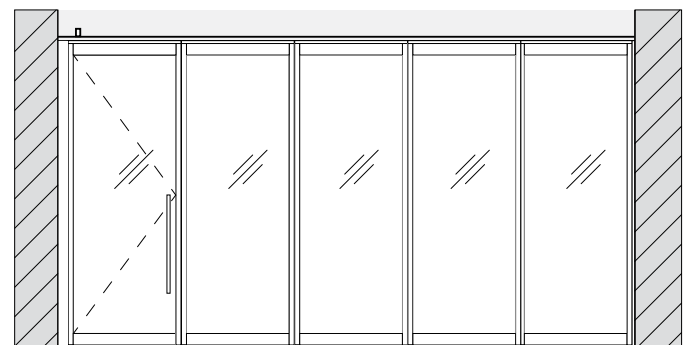
## ELEVATIONS



LEVER CLOSURE PANEL AND PASS DOOR

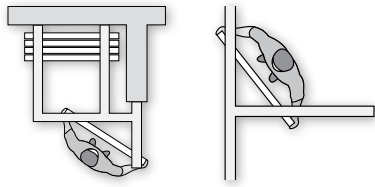


LEVER CLOSURE



PIVOT PANEL

Note: Metric dimensions in [ ]



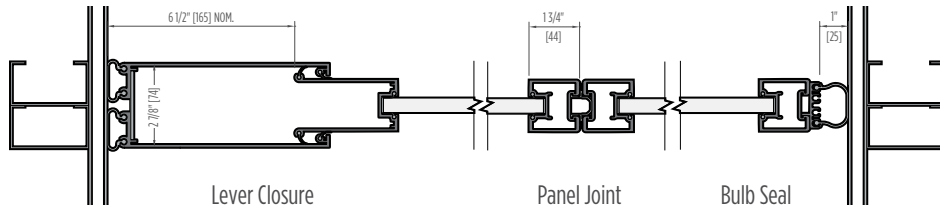
# GF1 SERIES

Omni Panels

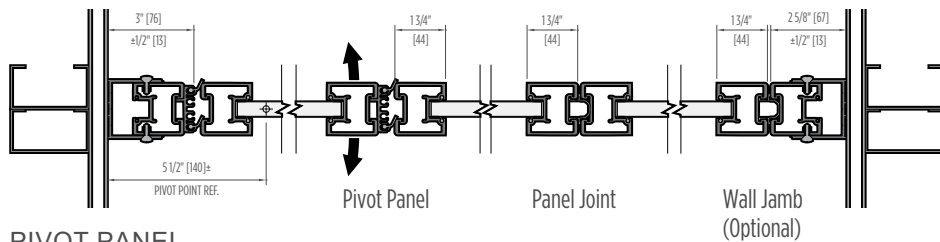
## PRODUCT SPEC SHEET

### HORIZONTAL SECTIONS

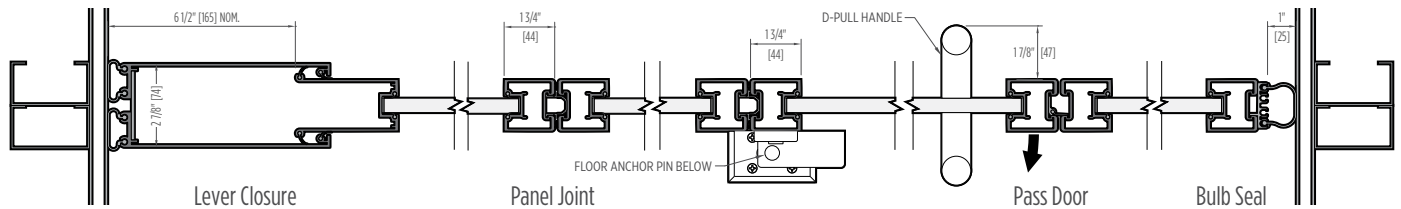
Lever Closure Panel / Pivot Panel / Pass Door



LEVER CLOSURE PANEL

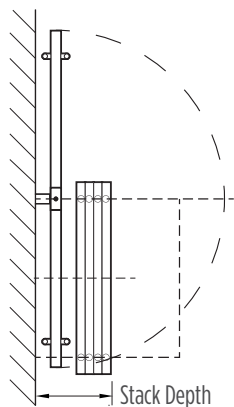


PIVOT PANEL



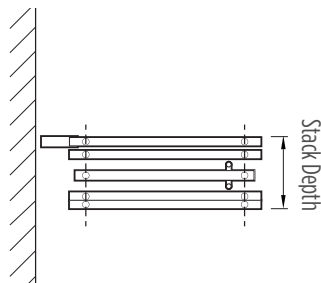
LEVER CLOSURE PANEL AND PASS DOOR

### STACK OPTIONS



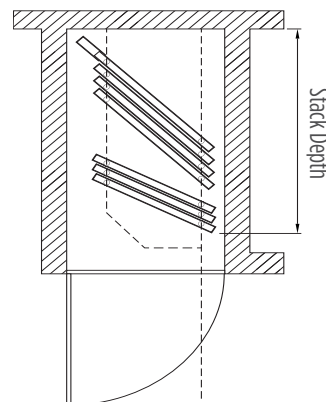
#### H-Stack

Closure with Pivot panel Low Profile handle shown.



#### F-Stack

Closure with Lever Closure panel Pass Door with Ladder handle shown.



#### Remote Stack

Closure with Lever Closure panel. Angled stacked panels shown.

STACK DEPTH (with pivot panel):  
2" [51] per panel + add below for  
pass door & pivot panel handle type:

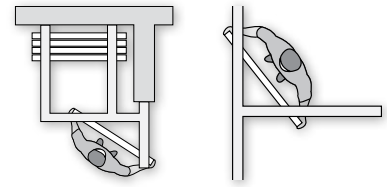
Low Profile Handle:  
+6 7/8" [175]

D-handle: +8 1/4" [210]

Ladder Handle: +8 3/4" [222]

STACK WIDTH:  
Panel width + 8" [203] finger  
clearance in pocket

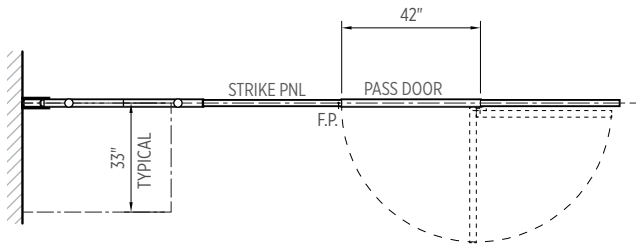
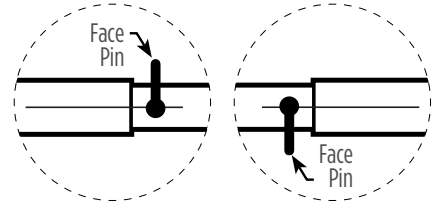
Note: Metric dimensions in [ ]



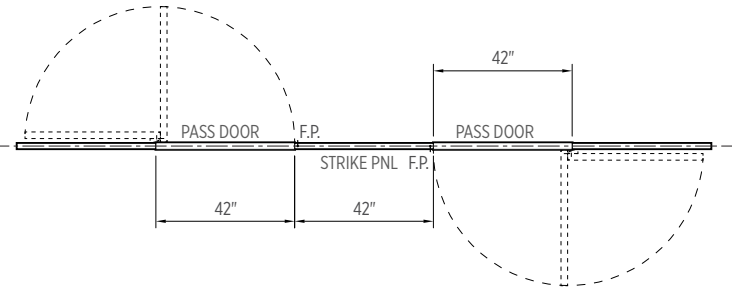
**PASS DOOR:** Single panel, full height pass door. Top supported, dual carrier suspension for easy panel movement, same finish and construction as basic panels. Includes waist height activation for single action set up of panel. Includes a top-latch mechanism to hold door closed.

## PASS DOOR - OMNI SERIES ONLY

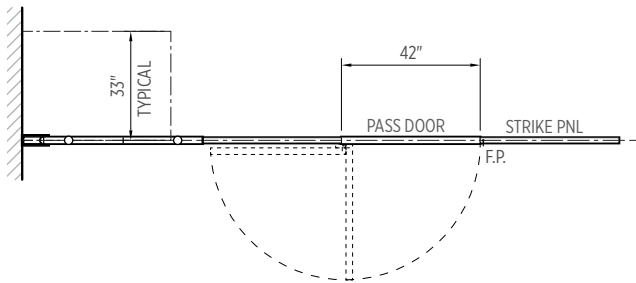
Location Options



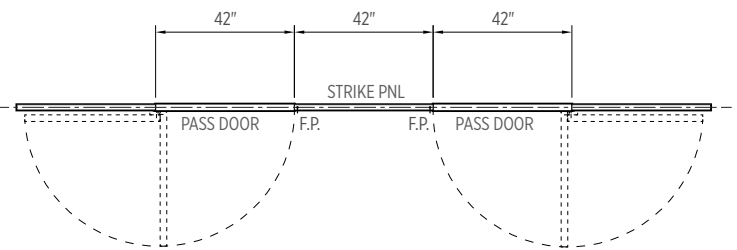
SINGLE DOOR  
Left - Side B



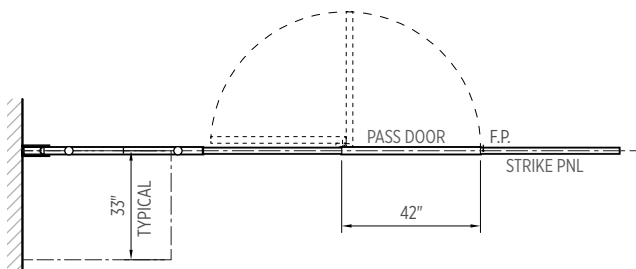
TWO DOORS  
Left - Side A | Left - Side B



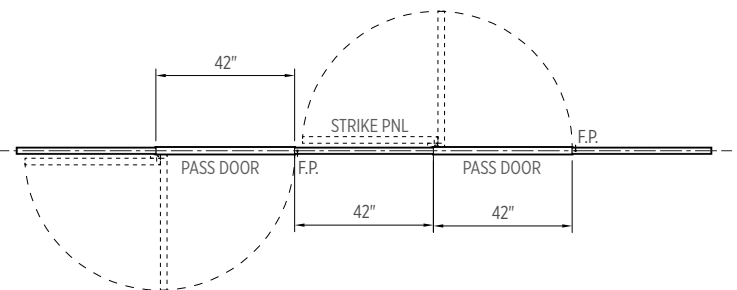
SINGLE DOOR  
Right - Side B



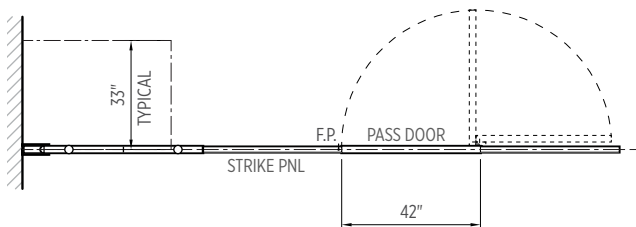
TWO DOORS  
Right - Side B | Left - Side B



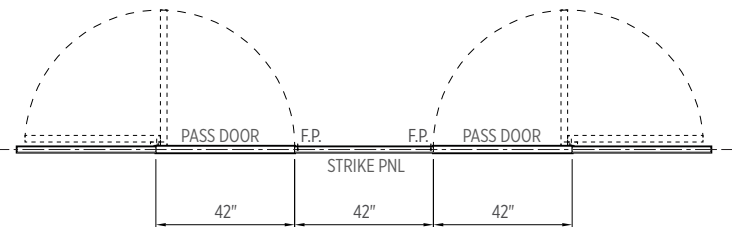
SINGLE DOOR  
Left - Side A



TWO DOORS  
Right - Side B | Left - Side A

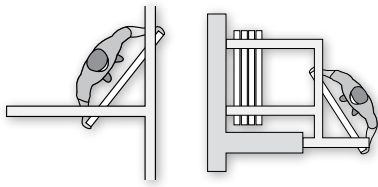


SINGLE DOOR  
Right - Side A



TWO DOORS  
Left - Side A | Right - Side A

Note: Metric dimensions in [ ]



# GF1 SERIES

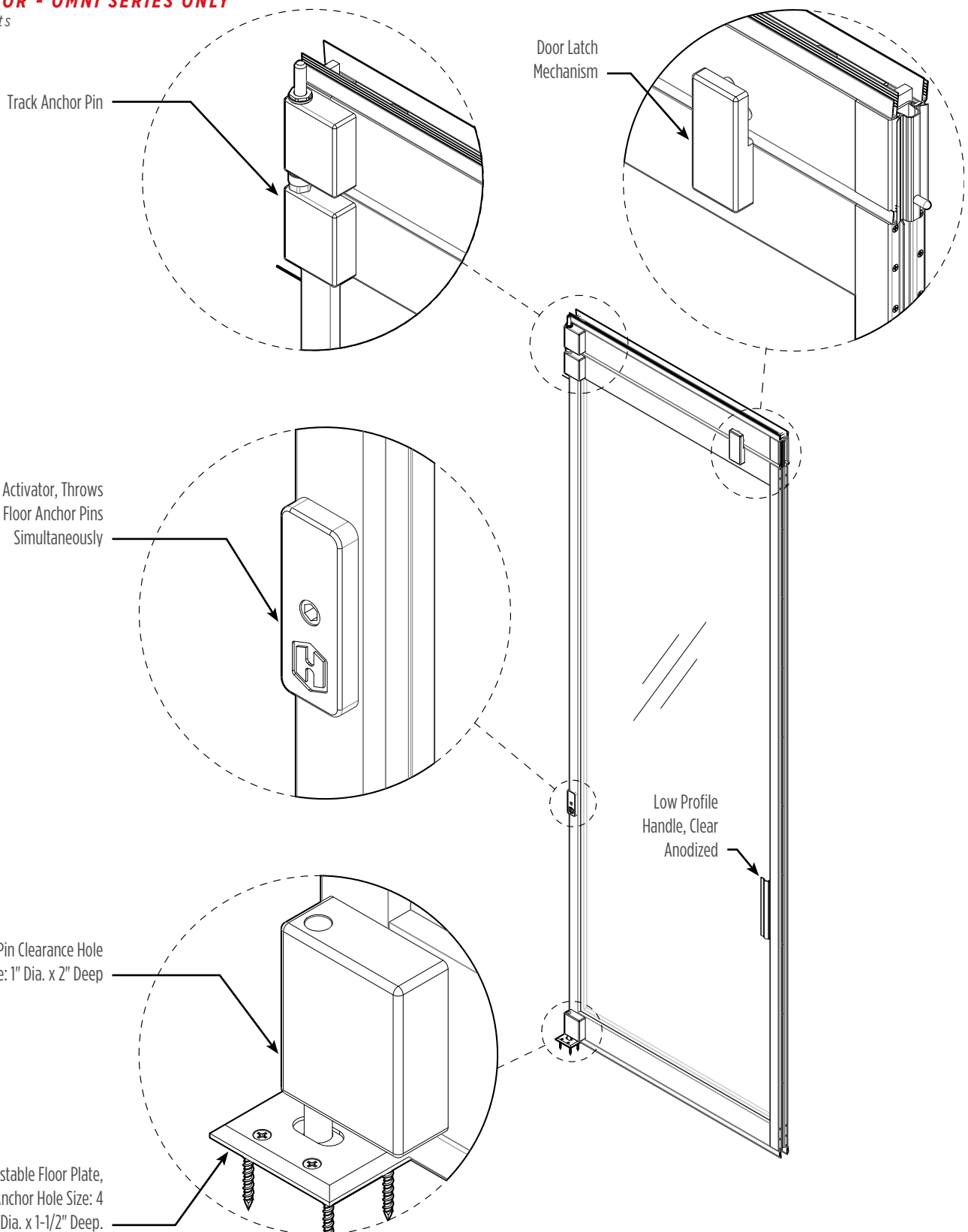
Finishes & Options

## PRODUCT SPEC SHEET

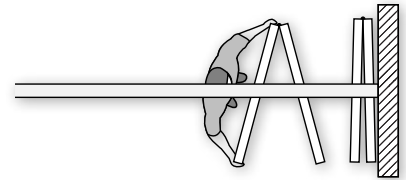
### PASS DOOR - OMNI SERIES ONLY

Components

Anchor Pin



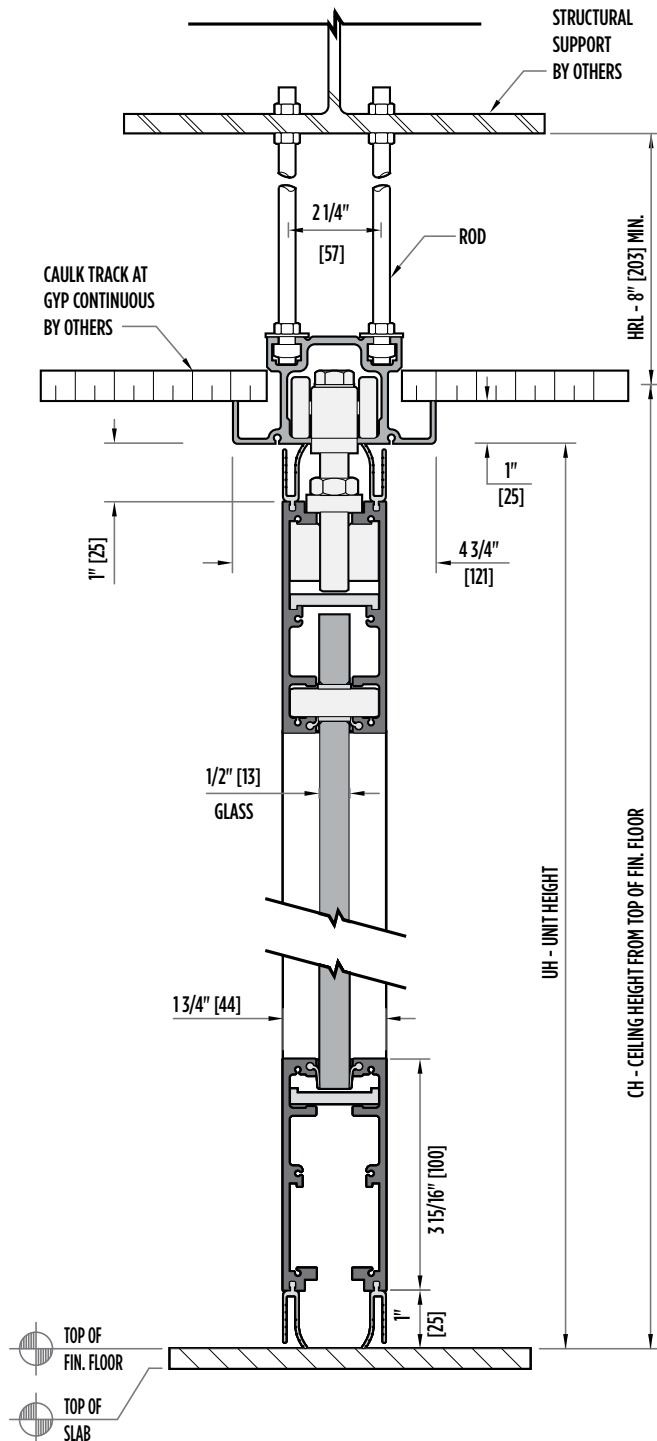
**Note:** Metric dimensions in [ ]




**PAIRED PANELS:** Select for wall-to-wall space division. Panels are hinged in pairs allowing fast set-up. They may be stacked at either or both ends of the track or in the “pocket.”

## VERTICAL SECTION

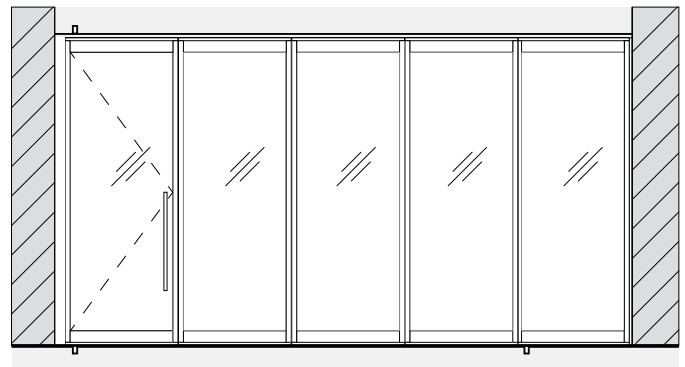
Type 40 aluminum track as shown in head detail is standard for panels weighing up to 900 lbs. [408 kg]



## ELEVATIONS




Pivot Panel

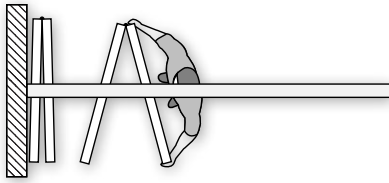


Lever Closure

## CAUTION

Body space is needed to access the panels & move them into position. Be certain to consult your Hufcor representative before construction walls in pocket / stack areas. This is important for all configurations.





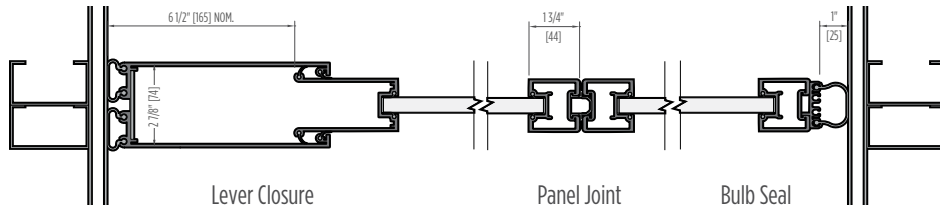
# GF2 SERIES

Paired Panels

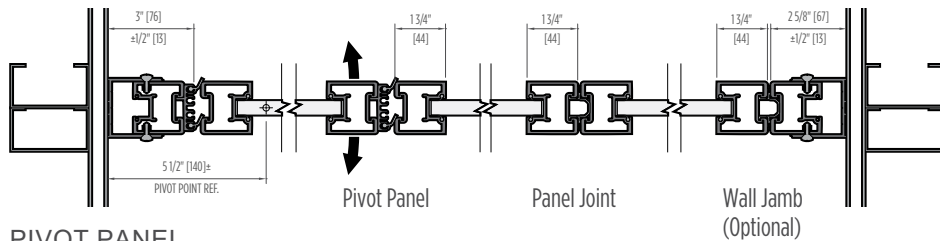
## PRODUCT SPEC SHEET

### HORIZONTAL SECTIONS

Lever Closure Panel / Pivot Panel / Pass Door

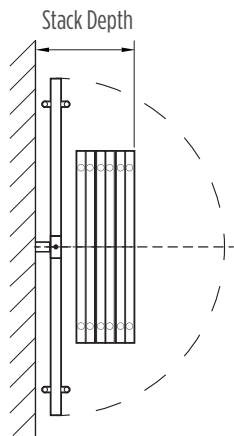


LEVER CLOSURE PANEL



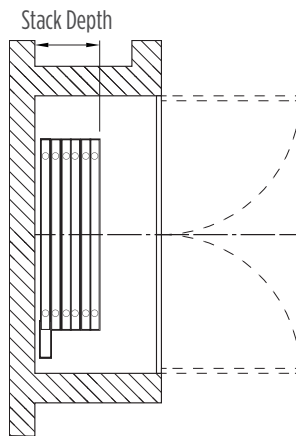
PIVOT PANEL

### STACK OPTIONS



#### H-Stack

Closure with Pivot panel Low Profile handle shown.



#### Remote Stack

Closure with Lever Closure panel. Angled stacked panels shown.

STACK DEPTH (with pivot panel):

» 2" [51] per panel + add below for pass door & pivot panel handle type:

Low Profile Handle: +6 7/8" [175]

D-handle: +8 1/4" [210]


Ladder Handle: +8 3/4" [222]

STACK WIDTH:

» Panel width + 8" [203] finger clearance in pocket

Note: Metric dimensions in [ ]


## DOOR HARDWARE OPTIONS



HANDLE TYPE	*LENGTH
Low Profile	5" [0.127m] / 10" [0.254m] / Full Height
Ladder Push/Pull	18" [0.46m] / 24" [0.61m] / 36" [0.91m] / 48" [1.22m]
"D" Push/Pull	12" [0.31 ] / 18" [0.46m] / 24" [0.61m]

\*Custom lengths available upon request. Lead times may increase

## FINISH OPTIONS



\*Custom colors available upon request. Lead times may increase

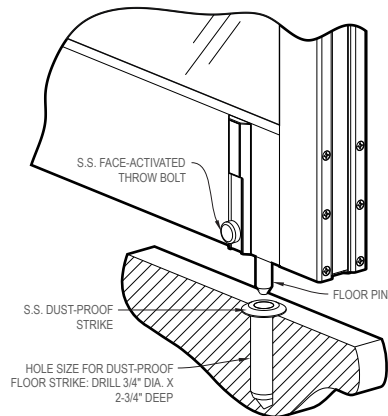
## LOCK HARDWARE OPTIONS



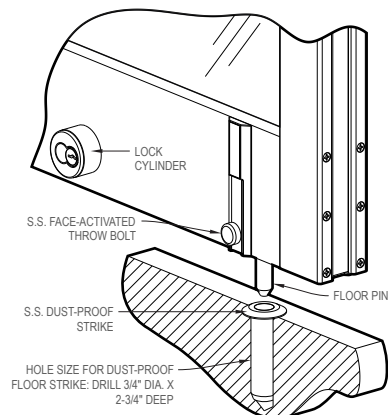
LOCK TYPE	SECURITY	KEYED	MASTER KEYING	DIMENSIONS
Value	5 Pin	Random	1. Field Replaceable Cylinder 2. Factory Master Key Prep (Less Cylinder)	1-3/8" [35mm] Dia. 7/16" [11mm] Off Face
Premium	7 Pin	Same	1. Field Replaceable Small Format Interchangeable Core 2. Factory Master Key Prep (Less Cylinder)	1-3/8" [35mm] Dia. 11/16" [17.5mm] Off Face

## FLOOR PIN OPTIONS

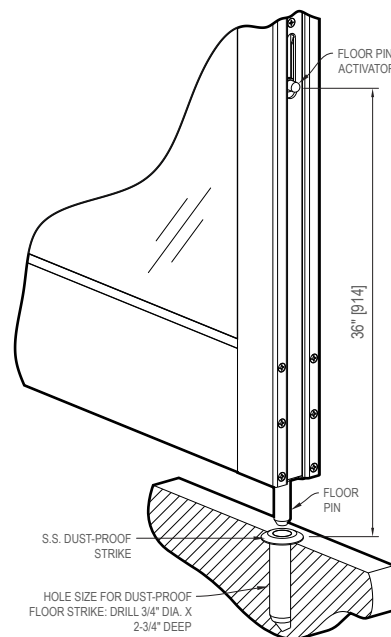
Face & Edge Floor Pins Engage In Floor Receptacle To Ensure Panel-To-Panel Alignment & Stability (Bottom Sweep Omitted For Clarity)



Stainless Steel - Floor Strike / Face Pin



Stainless Steel - Floor Strike / Face Pin / Lock-Cylinder



Stainless Steel - Floor Strike / Edge Pin